



# 2024-2025

## Food Equity & Basic Needs Survey Data Report & Recommendations

---



**Prepared for**  
ASUWT Food Equity  
& Basic Needs  
Task Force

**Report Creation &  
Data Analysis by**  
Holly Wetzel  
*ASUWT President ('23-'25)*








# ACCESS TO AFFORDABLE HOUSING

## HOUSING INSECURITY + PROGRAMS

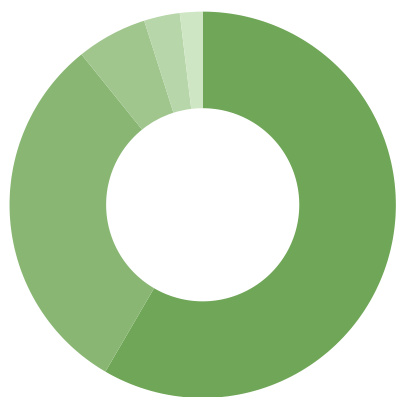







## Which of the following best describes your current housing situation?



	Living with parents or family members	<b>50.2%</b>
	Living alone in an apartment/house	<b>8.4%</b>
	Living with roommates in an apartment/house	<b>9.1%</b>
	Living with a partner/spouse	<b>17.9%</b>
	Couch surfing or staying temporarily with friends/family	<b>2.5%</b>
	Living in university-owned/affiliated housing (Court 17)	<b>8.2%</b>
	Owning a home	<b>3.6%</b>

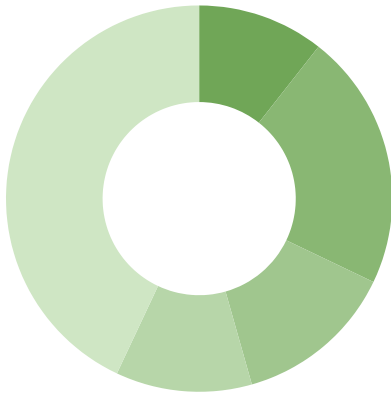
## How would you describe your current housing situation?



	Stable and affordable	<b>58.4%</b>
	Stable but not affordable	<b>30.8%</b>
	Unstable but affordable	<b>5.9%</b>
	Unstable and unaffordable	<b>3.0%</b>
	Houseless or temporarily staying with others	<b>1.9%</b>

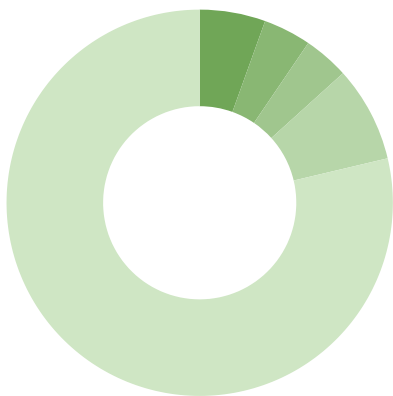


## How much of your monthly income goes toward rent or housing costs?



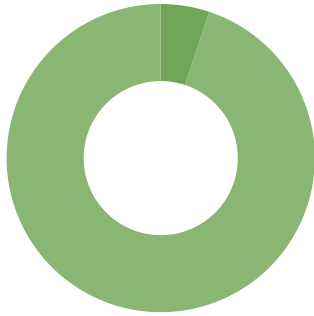
Less than 30%	10.6%
30-50%	21.5%
50-70%	13.5%
More than 70%	11.4%
I don't pay rent	43.0%

## Have you ever experienced housing insecurity while attending college? (e.g., eviction, inability to pay rent, couch surfing)



Yes, I am currently experiencing housing insecurity	5.5%
Yes, within the past 6 months	4.0%
Yes, within the past year	3.8%
Yes, more than a year ago	8.0%
No	78.7%

Do you currently receive housing assistance (e.g., Section 8, rent subsidies, emergency housing by UWT)?



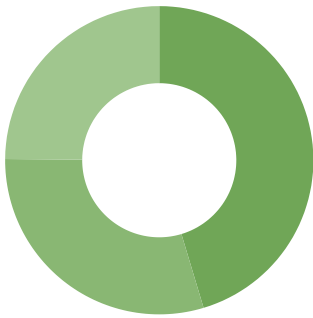
Yes

5.1%

No

94.9%

Would you utilize a university program that connects students with local affordable housing providers or landlords offering discounted rates for students in the City of Tacoma?



Yes

45.4%

Maybe

29.8%

No

24.9%

Would you utilize a university-sponsored rent subsidy program to help cover a portion of your rent while enrolled as a student?



Yes

55.9%

Maybe

25.7%

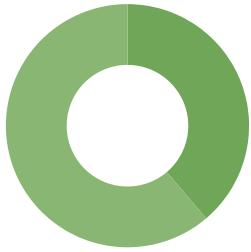
No

18.4%

# EQUITY CONCERNS IN TRANSPORTATION ACCESS

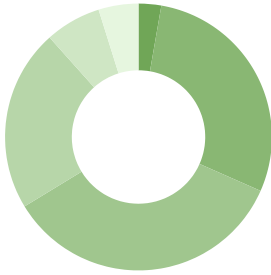


## Does your primary residence reside in the city of Tacoma?

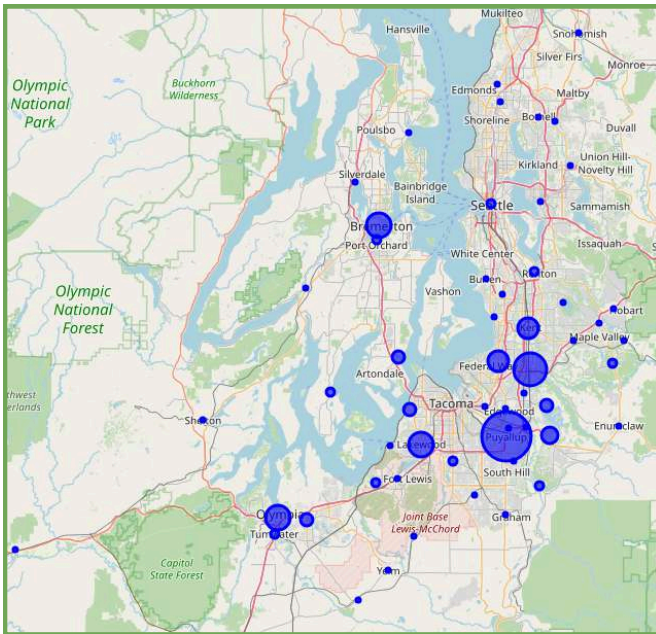


Yes	38.8%
No	61.2%

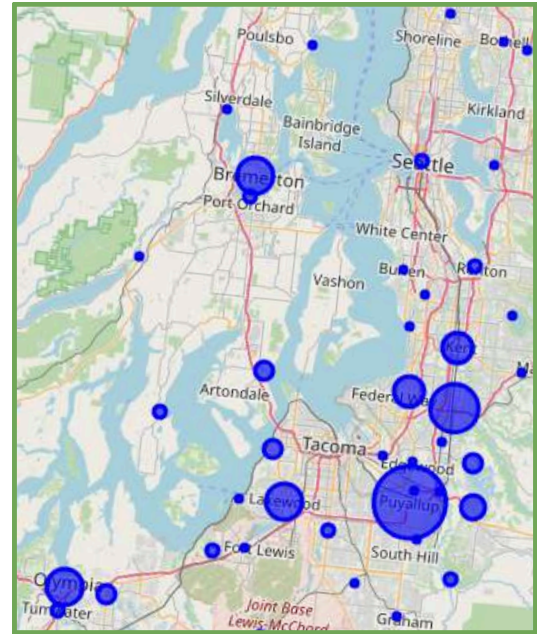
## What is your average one-way commute time to campus (Students who selected "No")



Less than 15 minutes	1.7%
15-30 minutes	17.9%
30-45 minutes	21.5%
45 minutes to 1 hour	13.7%
1 hour to 1.5 hours	4.2%
More than 1.5 hours	3.0%

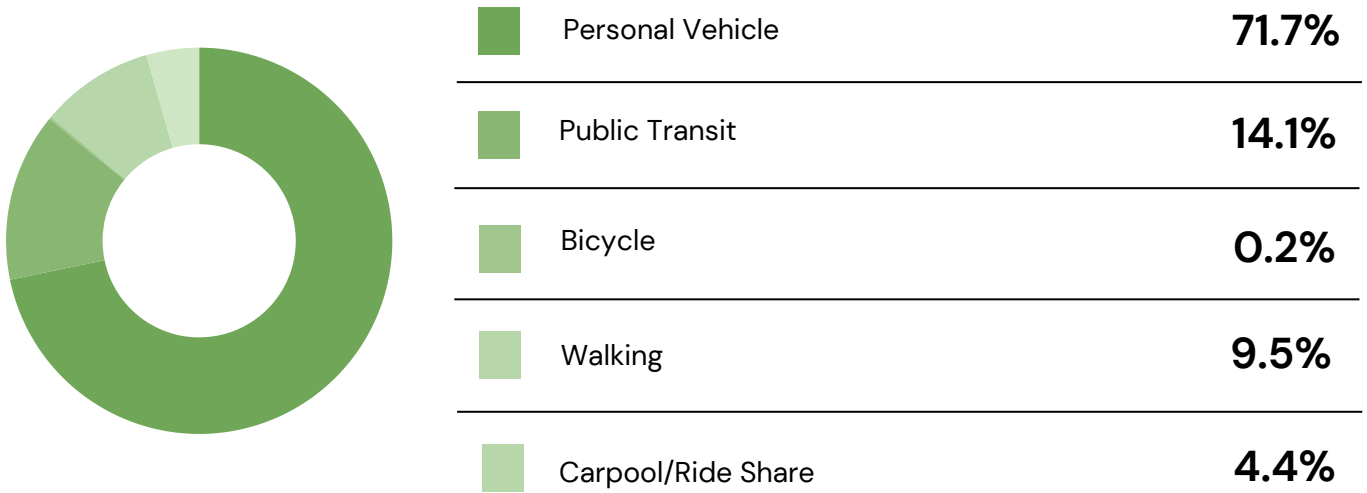


Where students commute from (wide)

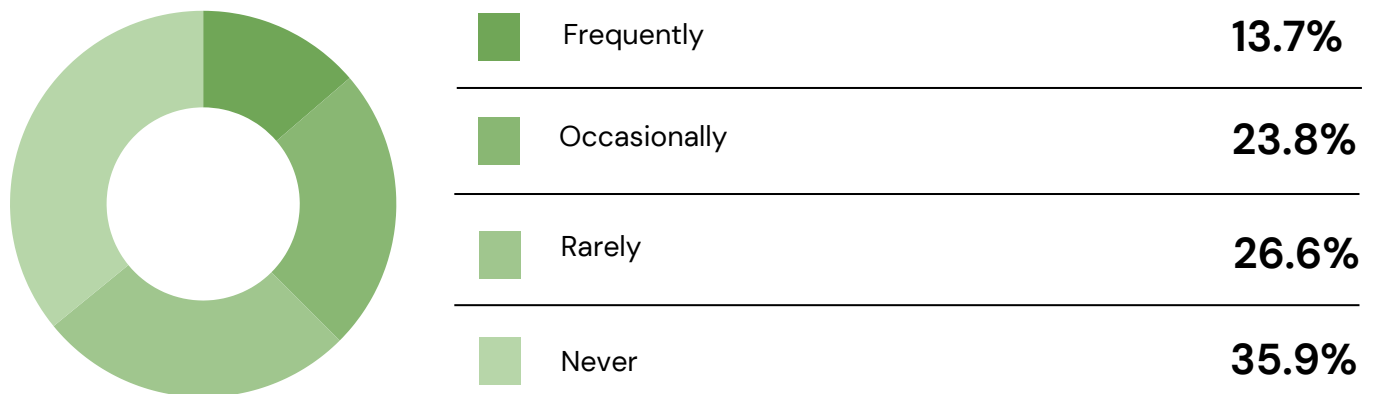


Where students commute from (close)

## What is your primary mode of transportation to campus?



## How often do transportation costs (e.g., gas, public transit fares) impact your ability to attend class or participate in campus activities?

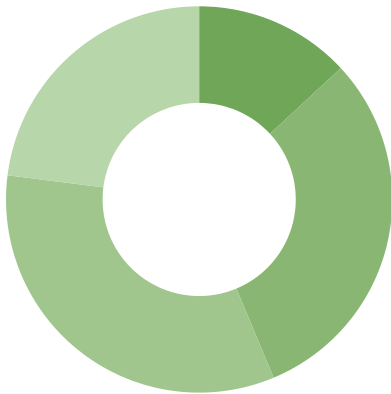


## Have you ever decided not to come to campus as planned due to a lack of money for gas or transportation?



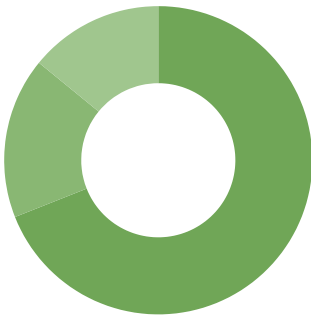


## Do you find transportation to and from campus to be a financial burden?



Yes, often	13.1%
Yes, occasionally	30.6%
No, not really	33.3%
No, not at all	23.0%

## If the university offered gas vouchers to students in need, would you use them?



Yes	69.0%
Maybe	16.9%
No	14.1%





## If the university offered discounted parking permits for students facing financial hardship, would you apply for one?



Yes	58.2%
Maybe	22.4%
No	19.4%





## Do parking costs on campus affect your decision to come to campus?



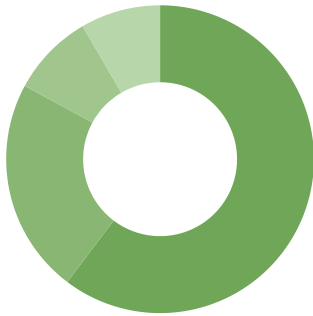
	Yes, significantly	<b>26.2%</b>
	Yes, but only occasionally	<b>28.5%</b>
	No, it does not affect my decision	<b>28.1%</b>
	I don't drive to campus	<b>17.3%</b>

## If your car were broken into while parked on campus, resulting in a repair and replacement cost between \$675 and \$1,700, would this expense impact your ability to meet your basic needs (such as food, housing, or healthcare) or lead you to consider dropping out of UW Tacoma?



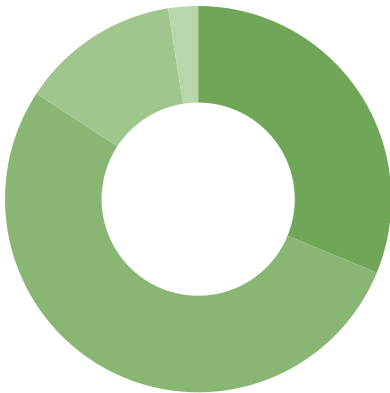
	Yes, it would impact my ability to meet basic needs AND lead me to consider dropping out.	<b>20.3%</b>
	Yes, it would impact my ability to meet basic needs BUT would not lead me to consider dropping out.	<b>50.0%</b>
	No, it would not impact my ability to meet basic needs or my decision to stay enrolled.	<b>15.2%</b>
	I'm not sure.	<b>14.6%</b>

If there were a high-speed rail or light rail system with a stop near your home that went to UW Tacoma, how likely would you be to use it for your commute to campus?



Very likely	60.3%
Somewhat likely	22.6%
Not likely	8.7%
I would not use it	8.4%

How many paid jobs do you currently hold while attending UW Tacoma as a student?



None	31.2%
1 Job	53.0%
2 Jobs	13.3%
3 Jobs	2.5%
4 or more Jobs	0.0%

How many hours do you work at your paid job(s) each week?



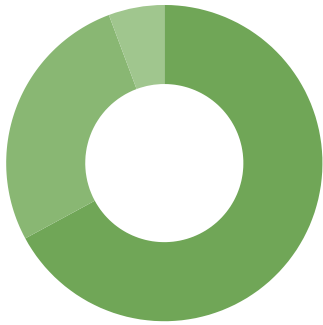
Less than 10 hours	13.5%
10-19 hours	33.4%
20-29 hours	25.2%
30-39 hours	9.5%
40 hours or more	18.4%

# FOOD INSECURITY AMONG UW TACOMA STUDENTS



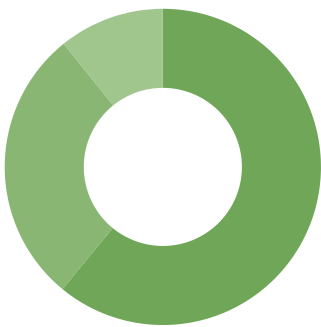
# FOOD INSECURITY

In the last 30 days, the food that I bought just didn't last, and I didn't have money to get more.



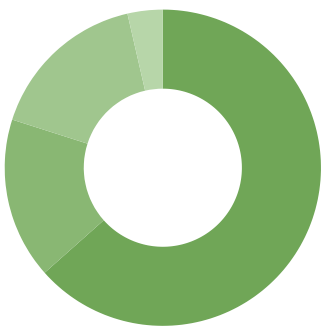
Never true	67.1%
Sometimes true	27.2%
Often true	5.7%

In the last 30 days, I couldn't afford to eat balanced meals.



Never true	61.0%
Sometimes true	28.3%
Often true	10.8%

In the last 30 days, did you ever cut the size of your meals or skip meals because there wasn't enough money for food?

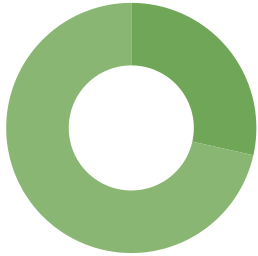


No	63.5%
Only 1 or 2 days	16.5%
Yes, some days, but not every day	16.5%
Yes, almost every day	3.6%



# FOOD INSECURITY

In the last 30 days, did you ever eat less than you felt you should because there wasn't enough money for food?



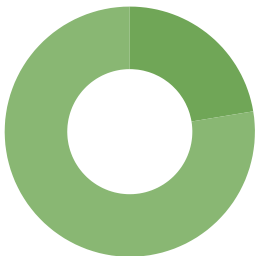
 Yes

**28.5%**

 No

**71.5%**

In the last 30 days, were you ever hungry but didn't eat because there wasn't enough money for food?



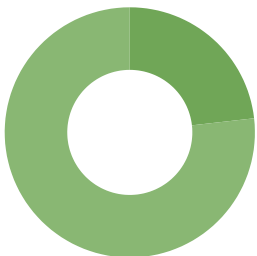
 Yes

**22.4%**

 No

**77.6%**

Do you currently utilize community food resource programs outside of UW Tacoma (e.g. food banks, meal programs, food stamps, EBT etc).



 Yes

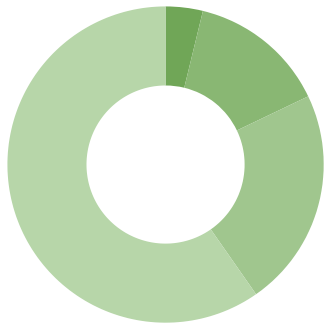
**23.2%**

 No

**76.8%**

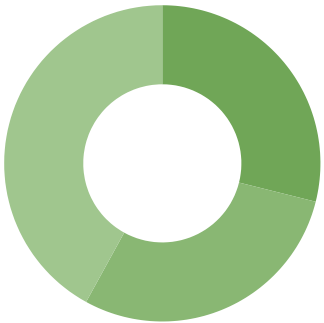
# FOOD INSECURITY

Do you cut or skip meals to afford rent or other essential expenses each month?



Frequently	3.8%
Occasionally	14.1%
Rarely	22.4%
Never	59.7%

Would you be interested in attending weekly workshops or seminars on cooking affordable, healthy meals on a budget, utilizing food available in the UW Tacoma food pantry?



Yes	28.9%
Maybe	29.1%
No	42.0%

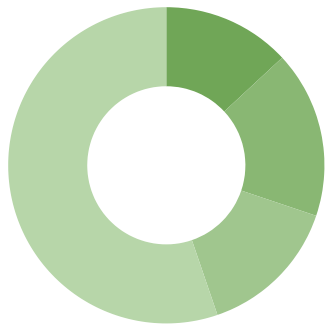
Would you utilize a campus-based food voucher program that provides you with funds to purchase groceries or meals off-campus?



Yes	56.3%
Maybe	24.7%
No	19.0%

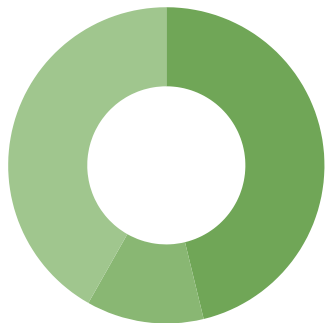
# OTHER

Have you had to take out additional loans or use credit cards to cover basic needs like food, rent, or transportation?



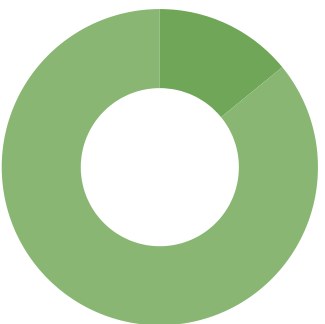
Often	13.1%
Occasionally	17.1%
Rarely	14.6%
Never	55.3%

Are you aware of on-campus resources that help with basic needs (e.g., emergency grants, food pantry, office of advocacy and support)?



Yes	46.2%
No	12.0%
I've heard of them, but I don't know the details	41.8%

Have you ever felt that you might need to leave UW Tacoma due to challenges in meeting your basic needs (e.g., housing, food, transportation)?



Yes	14.1%
Maybe	85.9%